

Partecipanti




















Tabellone

Abbinamento

Report

6 Epifania - Conforama

CLASSIFICA AL TURNO 7

Pos	Pts	ID	T	NAME	Rtg	PRtg	Fed	Buc1	BucT	ARO
1	6.0	1	CM	CIRINA Gianluca	1940	2008		26.5	29.5	1699.4
2	5.5	2	1N	ALTEA Alessandro	1923	1881		26.5	29.5	1650.7
3	4.5	6	2N	MULLANU Davide	1634	1706		27.0	30.0	1604.0
4	4.5	8	3N	CASTI Cristina	1566	1760		26.0	27.5	1658.3
5	4.5	4	1N	PES Francesco	1832	1757		25.0	26.0	1655.0
6	4.5	3	1N	ALTEA Giovanni	1899	1693		24.5	27.5	1591.0
7	4.5	15	NC	LAMPA Andrea	1410	1630		23.0	25.5	1528.3
8	4.0	11	3N	LUSSU Andrea	1490	1549		22.0	23.5	1549.0
9	3.5	16	NC	ALTEA Luca	1407	1622		26.0	27.5	1622.4
10	3.5	7	2N	DI PINTO Vincenzo(W)	1599	1563		22.0	25.0	1505.8
11	3.5	14	NC	BONALI Fabrizio	1440	1494		18.0	19.0	1551.3
12	3.0	9	3N	BONALI Leonardo	1536	1494		25.0	26.5	1543.7
13	3.0	10	3N	AGUS Lorenzo	1506	1580		24.0	25.0	1630.1
14	3.0	5	2N	LOI Francesco	1686	1548		23.0	24.0	1598.0
15	3.0	12	3N	CARUCCI Bruno	1446	1485		20.5	21.5	1535.0
16	3.0	18	NC	MULLANU Giuseppe	1290	1314		19.0	20.5	1438.5
17	2.0	17	3N	PANNELLA Maria Crist	1386	1141		19.0	20.5	1414.3
18	2.0	19	NC	MARCHIONNI Daniele	1287	1214		17.5	18.5	1487.3
19	1.5	13	NC	ARU Paolo	1440	1132		18.0	19.5	1532.8

Generato da Vega

(Arbiter/Club : unregistered)

Partecipanti


















Tabellone

Abbinamento

Report

6 Epifania U/16

CLASSIFICA AL TURNO 7

Pos	Pts	ID	T	NAME	Rtg	PRtg	Fed	Buc1	BucT	ARO
1	7.0	2	NC	CUCCU Giovanni	1452	2233		25.5	27.5	1432.7
2	5.5	14	NC	LAI Lorenzo	1350	1676		27.0	30.0	1446.4
3	4.5	1	3N	GARAU Francesca	1497	1516		28.5	31.5	1413.9
4	4.0	17	NC	ACCA Lorenzo	1440	1398		27.5	30.0	1397.5
5	4.0	6	NC	ORRU' Alessandro	1440	1478		27.5	29.5	1428.4
6	4.0	12	NC	ANEDDA Davide	1422	1478		26.5	28.5	1428.0
7	4.0	5	NC	MURA Marta	1440	1466		25.0	27.0	1416.4
8	4.0	15	NC	SANNA Raul	1341	1498		21.5	24.0	1448.1
9	4.0	11	NC	CAU Giorgio	1434	1474		21.5	22.0	1424.1
10	4.0	9	NC	PIBIRI Miriam	1440	1484		20.0	22.0	1434.0
11	3.5	8	NC	PIBIRI Daniele	1440	1361		23.0	23.5	1418.0
12	3.0	7	NC	PERRA Daniele	1440	1295		20.5	21.0	1419.5
13	3.0	13	NC	VALENZA Marco	1380	1314		20.0	20.5	1439.0
14	2.5	10	NC	RUZZEDDU Matteo	1440	1249		21.5	22.0	1442.0
15	2.5	4	NC	LAI Gabriele	1440	1234		19.0	21.0	1427.0
16	2.5	16	NC	ACCA Beatrice	1440	1323		17.5	18.0	1425.0
17	1.0	3	NC	LAI Francesco	1440	629		16.5	18.0	1429.0

Generato da Vega

(Arbiter/Club : unregistered)

Partecipanti




















Tabellone

Abbinamento

Report

Primo Pedone

CLASSIFICA AL TURNO 10

Pos	Pts	ID	T	NAME	Rtg	PRtg	Fed	Buc1	BucT
1	10.0	4	NC	Cau Francesco	1440	2240		51.5	54.5
2	8.0	7	NC	Lai Matteo	1440	1680		53.5	57.0
3	8.0	6	NC	Errante Federico	1440	1680		53.5	55.0
4	7.5	2	NC	Calia Michele	1440	1633		53.5	56.5
5	6.0	10	NC	Murtas Riccardo	1440	1512		53.5	55.0
6	4.5	8	NC	Ledda Francesco	1440	1404		57.0	58.5
7	4.5	13	NC	Spanu Riccardo	1440	1404		55.5	58.5
8	4.5	18	NC	Lai Riccardo	1440	1404		51.5	53.0
9	4.5	1	NC	Borea Edoardo	1440	1404		51.0	52.5
10	4.5	15	NC	Vallefuoco Marianna	1440	1360		44.0	45.5
11	4.0	12	NC	Siotto Ludovica	1440	1368		43.5	45.0
12	4.0	14	NC	Valenza Gabriele	1440	1315		36.5	38.0
13	3.5	5	NC	Cervetta Mirko	1440	1274		41.5	44.5
14	3.0	3	NC	Deiana Mattia	1440	1247		40.5	42.0
15	2.0	19	NC	Migliaccio Nicolas	1440	1089		43.5	46.5
16	1.5	17	NC	Zucca Maria (W)	1440	1247		38.5	41.0
17	0.0	16	NC	Zucca Margherita (W)	1440	-800		31.5	32.5
18	0.0	11	NC	Orrù Elisa (W)	1440	-800		31.5	32.5
19	0.0	9	NC	Mattana Filippo (W)	1440	-800		31.5	32.5

Generato da Vega

(Arbiter/Club : unregistered)